

Factsheet 31 March 2020

Fair value of independent professional services business (IPS)

Performance data and trust statistics include the fair value of IPS. The valuation of the IPS business was updated as at 31 December 2019, representing a fair value adjustment of 77.7p per share to the NAV of the group.

Fund objective

Our objective is to achieve long term capital growth in real terms and steadily increasing income. The aim is to achieve a higher rate of total return than the FTSE All-Share Index through investing in a portfolio diversified both geographically and by industry.

Fund managers' comments



James Henderson

In March, the net asset value (on a cum income basis with debt at fair value) declined 18.6%, while the FTSE All-Share benchmark fell 15.1%.

Market moves in March were dominated by concerns about the potential impact of Coronavirus and associated lockdowns on the global economy. Cyclical companies underperformed as the market digested the likely shift of the global economy into recession. Therefore, the Trust's underweight position in materials was beneficial for performance, while the overweight position in industrials detracted from returns. The largest positive contributor to relative performance was ITM Power, which is well positioned as part of the green revolution with its hydrogen power technology. The largest negative contributor was laundry services company, Johnson Service Group, which is anticipated to be impacted by the closure of the hospitality industry during the UK's lockdown period.

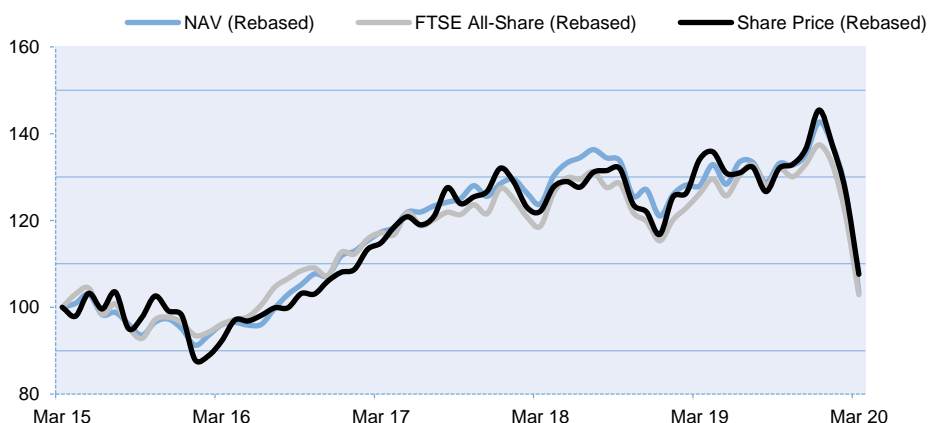
During the month, we added to shares where share prices have fallen far and we see viability in the businesses post the lockdowns. This included opening positions in Anglo American (miner) and M&S (retailer). We closed the position in Legrand, a commercial and residential building equipment provider, due to the potential impact on group financials from widespread factory closers and weak consumer demand.

Performance over	1yr	3yrs	5yrs	10yrs
Net asset value total return ¹	-19.2%	-11.9%	3.4%	89.6%
FTSE Actuaries All-Share total return ²	-18.5%	-12.2%	2.9%	53.6%
Share price total return ²	-19.7%	-6.3%	7.6%	114.6%

¹ Net Asset Value at fair value calculated in accordance with AIC methodology, based on performance data held by Law Debenture

² Source: Bloomberg

Performance (March 2015 = 100)



Trust statistics

NAV (debt at fair value)			
NAV per ordinary share (cum income) ¹	489.9p	Gross total assets	£723m
NAV per ordinary share (ex income) ¹	484.5p	Group gearing / (net cash) – AIC (net) ²	22.0%
Share price (code LWDB)	464.0p	Dividend Yield ²	5.6%
Premium/(discount) (cum income)	-5.3%	Ongoing charges ³	0.48%


¹ Net Asset Value at fair value calculated in accordance with AIC methodology, based on performance data held by Law Debenture including fair value of the IPS businesses and long term borrowings

² Source: AIC

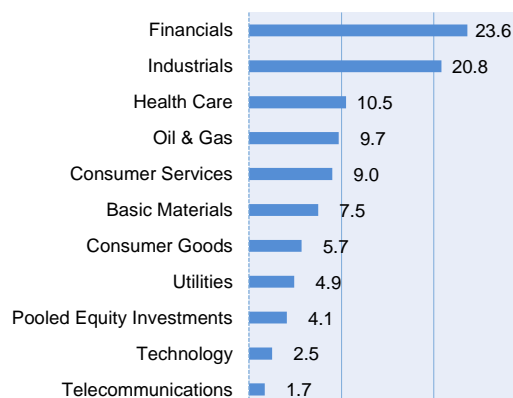
³ Source: Calculated by Law Debenture as per published 31 December 2019 accounts

Factsheet 31 March 2020

Geographic breakdown (%)



Sector Breakdown (%)



Pooled Equity Investments include (%):

Herald Investment Trust	1.5%
Hipgnosis Songs Fund	1.2%
Scottish Oriental Smaller Company Trust	0.8%

Top Ten Equity Holdings (excluding Pooled Equity Investments)

Glaxosmithkline	4.1%	Relx	2.1%
Royal Dutch Shell	2.8%	HSBC	1.9%
Ceres Power	2.5%	Severn Trent	1.8%
Rio Tinto	2.3%	BP	1.8%
National Grid	2.2%	Astrazeneca	1.7%

Trust information

Sector	UK Equity Income	Dividend payment	January, April, July, October
Benchmark	FTSE All-Share index	Last ex div date	12 March 2020
Trust type	Conventional (Ords)	Management fee (based on NAV)	0.30%
Launch date	December 1889	Performance Fee	No
Financial year end	31 December		

Company History

From its origins in 1889, Law Debenture has diversified to become a group with a unique range of activities in the financial and professional services sectors. The group divides into two distinct complementary areas of business.

Firstly, we are an investment trust, listed on the London Stock Exchange. Our portfolio of investments is managed by James Henderson and Laura Foll of Janus Henderson Investors under a contract terminable by either side on six months' notice.

Secondly, we are a leading provider of independent professional services, built on three excellent foundations: our pensions, corporate trusts and corporate services businesses.

We operate globally, with offices in UK, Cayman Islands, Channel Islands, Delaware, Dublin, Hong Kong and New York.

Contact Information

Denis Jackson	Katie Thorpe
Chief Executive Officer	Chief Financial Officer
Email: denis.jackson@lawdeb.com	Email: katie.thorpe@lawdeb.com
Tel: +44 (0) 207 606 5451	Tel: +44 (0) 207 606 5451

Important information

The Law Debenture Corporation p.l.c. currently conducts its affairs so that its ordinary shares are capable of being recommended by independent financial advisors to ordinary retail investors in accordance with relevant FCA rules. Our ordinary shares are, we consider, mainstream investment products because they are shares in an investment trust. The Corporation intends to continue conducting its affairs for the foreseeable future so that the ordinary shares can continue to be categorised as mainstream.

Tax assumptions may change if the law changes, and the value of tax relief will depend upon your individual circumstances. The views, information and data in this publication should not be deemed as a financial promotion or recommendation. The Law Debenture Corporation p.l.c. is not authorised to give financial advice and nothing in this Factsheet is intended to be an inducement to buy, sell or hold our shares. This factsheet is not, and is not intended to be, a financial promotion.